



MODEL EMRI-3N READER INTERFACE BOARD

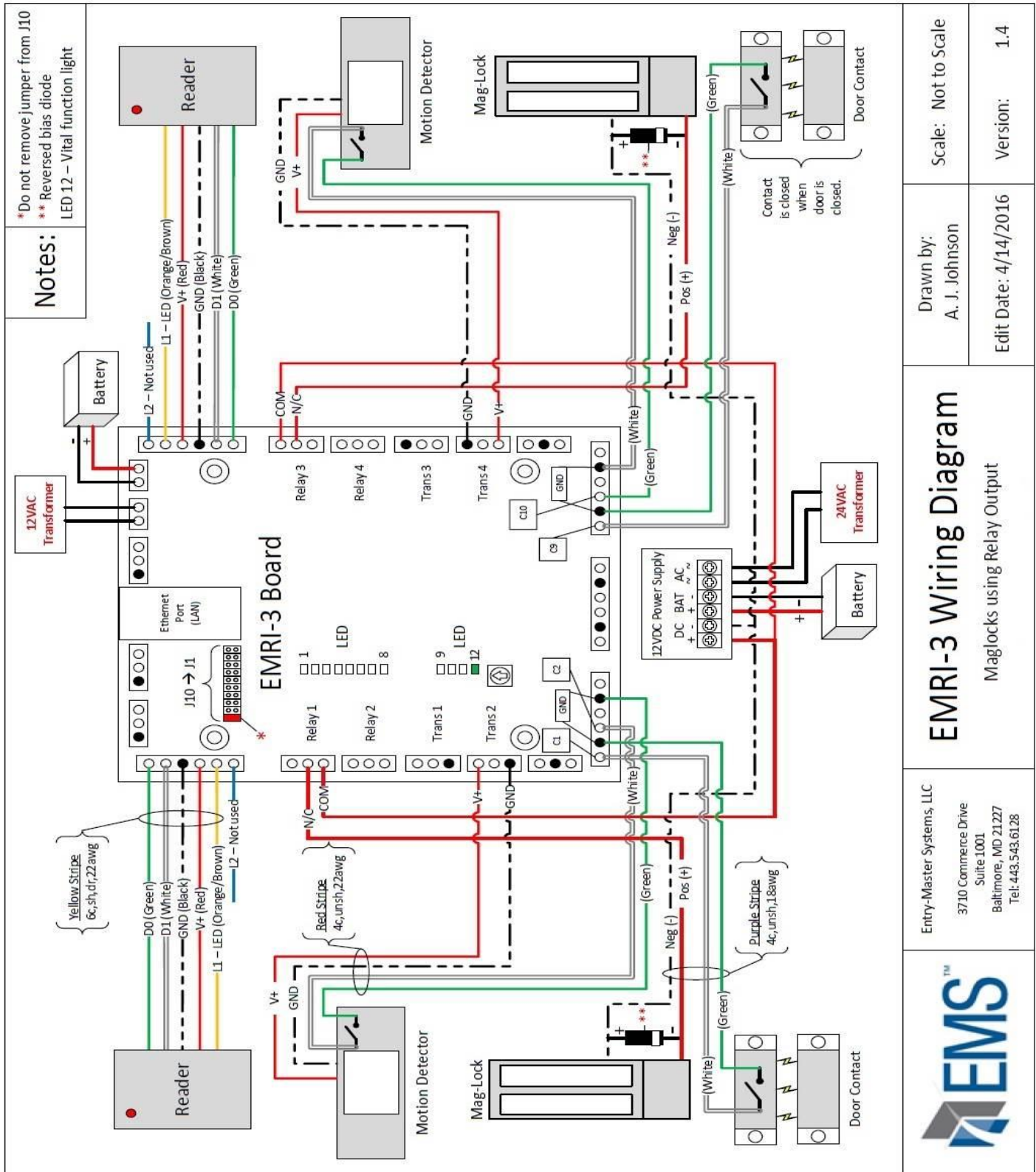
The **Entry-Master® EMRI-3N Board** is used in conjunction with the **Entry-Master v5.1.2** web-based card access system. It is a fully distributed board, with a cardholder capacity of 60,000 cardholders, and buffers 5,000 transactions, and connects via TCP/IP to the host-based **EMC-64** web-enabled access control panel. It can also function via RS-485 connections to ensure compatibility with legacy wiring schemes. Each **EMRI-3N** board can control 2 doors, with a total of 16 inputs and 10 outputs per board. The board can control 10 floors, when used for Elevator Control. Input & outputs are individually programmable with the Entry-Master web-based software.

EMRI-3N Electrical Specifications

- **Input Power:**
12-24 VAC 20VA transformer
- **Output Power:**
12 VDC – 2.0 Amps Max.
- **Temperature Range:**
0°C to 40°C, Humidity 0% to 95% non-condensing
- **Communications:**
RS-485, 9,600 – 115,200 Baud
TCP/IP (Ethernet)
- **Connections:**
9-pin "D" type and 5mm Phoenix connectors
Inputs: 12 digital, 4 analog
Outputs: 4 Relay, 6 Transistor
- **Enclosure (single board only):**
8.0(h) x 7.0(w) x 3.5(d) inches



EMRI-3N Reader Interface Wiring Schematic



Scale: Not to Scale

Drawn by:
A. J. Johnson

EMRI-3 Wiring Diagram

Maglocks using Relay Output

Entry-Master Systems, LLC
3710 Commerce Drive
Suite 1001
Baltimore, MD 21227
Tel: 443.543.6128

Version: 1.4

